



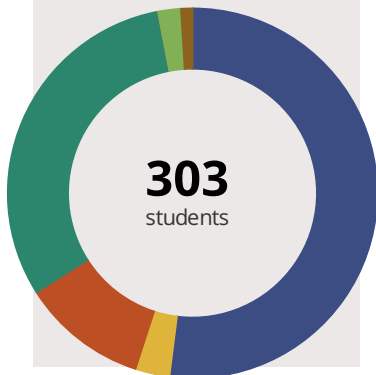
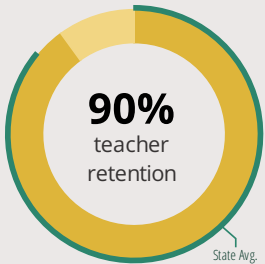
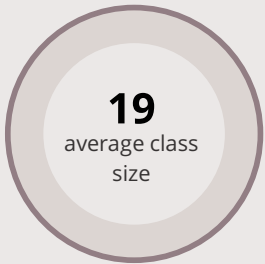
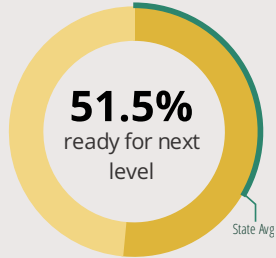
Field School

2055 Landwehr Rd Northbrook, IL 60062 (847) 272-6884

Grades: 6 - 8
District: West Northfield SD 31

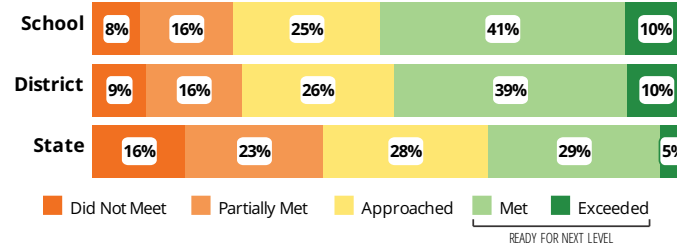
Principal: Dr. Erin Murphy
Superintendent: Dr. Alexandra Nicholson

FAST FACTS



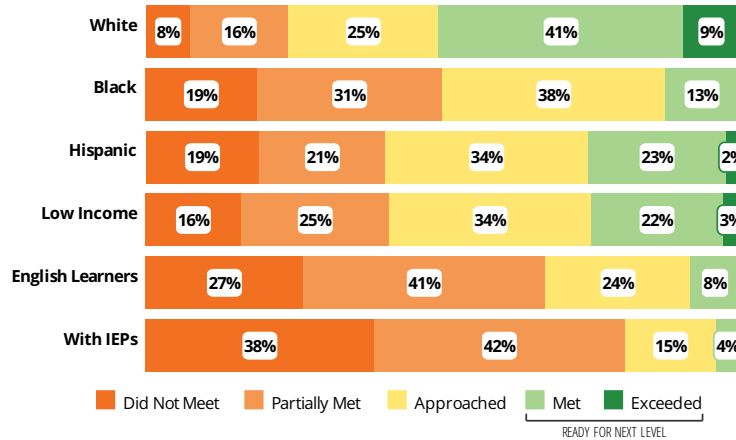
Academic Success

All Illinois students in grades 3-8 take the PARCC assessment each year. High school students take the SAT in Math and English Language Arts.



Success by Student Group

This display shows PARCC performance levels for each student group. No data is shown for groups with fewer than 10 students



Student Characteristics

White	52%	Low Income	24%
Black	3%	English Learners	11%
Hispanic	11%	With IEPs	7%
Asian	31%	Homeless	0%
American Indian	0%		
Two or More Races	2%		
Pacific Islander	1%		

School Environment



The **5Essentials Survey** allows students in grades 6-12 and all teachers to share their perspectives on essential conditions for learning. The anonymous survey consists of 5 components.

- Most implementation
- More implementation
- Average implementation
- Less implementation
- Least implementation
- Not Applicable/Low Response

Response Rates

Students	-
Teachers	-

Effective Leaders

Do principals and teachers implement a shared vision for success?

Collaborative Teachers

Do teachers collaborate to promote professional growth?

Ambitious Instruction

Are classes challenging and engaging?

Supportive Environment

Is the school safe, demanding, and supportive?

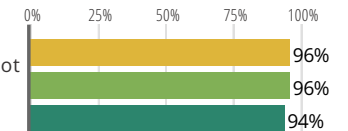
Involved Families

Does the entire staff build strong external relationships?

Student Attendance and Mobility

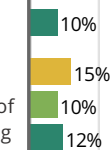
Attendance Rate

Rate at which students are present at school, not including excused or unexcused absences



Chronic Truancy Rate

Percentage of students who have been absent without valid reasons for 5% or more of regular school days



Student Mobility

Percentage of students who transfer in or out of the school during the school year, not including graduates





Field School

School Highlights

Academic Courses

Field offers a comprehensive academic program including language arts, math, science & social studies. Also offered is Spanish, a fine & applied arts program (FACS, STEM lab, art and music), & PE. Accelerated offerings are available for language arts & math (Alg & Geo). An academic support program is also available. The iPad is a 1:1 tool.

Physical Education, Health and Wellness

Each student receives a 40-minute daily PE course. Health and wellness topics are part of the PE curriculum for each grade.

Other Programs and Activities

Field Middle School offers several before and after school opportunities, including before-school library and a student council. All students are welcome to be part of student council. In addition, Field produces a yearly musical, open to all students. Finally, students are encouraged to participate in a range of service learning activities.

School Awards

National Forum to Accelerate Middle Level Reforms-Horizon School to Watch (3-time designee-2007, 2010, 2013), Blue Ribbon School, Service Learning Leader School, IGSM (First Division Superior Rating, Perfect Score in 2008, 2012, 2013, 2014), Illinois State Junior High Honors Band, Superstate Band Festival Participant (2013, 2014)

Career Development Courses and Programs

Students received exposure to various careers through our STEM lab program and through the health and wellness curricula.

Athletics

Field Middle School offers an interscholastic athletics program for all grades. An emphasis on sportsmanship, leadership and being a student-athlete is integrated into the program.

School Personnel Resources

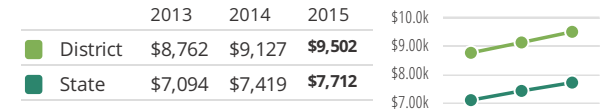
We have a diverse offering of school personnel resource such as a social worker, psychologist, special education teachers, an intervention specialist and a school-certified nurse. Field offers an ELL program with dedicated ELL teachers, and many teachers who are pursuing an ELL endorsement. All staff is highly qualified. Class sizes are small.

Facilities

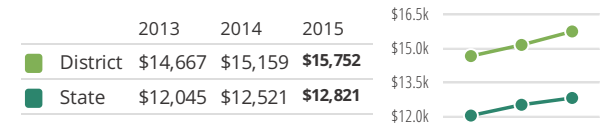
Field Middle School is on a campus that includes a full scale auditorium, a large gymnasium, a small gymnasium, two science labs, a dining commons, an athletic field, and a full learning center/library. In addition, the facility boasts robust wireless technology sufficient to support our 1:1 technology initiative. The District office is attached.

District Finance

Instructional Spending per Pupil includes only the activities directly dealing with the teaching of students or the interaction between teachers and students.



Operational Spending per Pupil includes all costs for overall operations in this school's district, including Instructional Spending, but excluding summer school, adult education, capital expenditures, and long-term debt payments.



Educator Measures

This school has had **1 principal(s)** over the past 6 years. In the last three years, an average of **90% of teachers** return to this school each year.

FOR MORE INFORMATION

Visit IllinoisReportCard.com to see additional details about each item of information for this school. There you will find charts spanning multiple years, detailed explanations, resources, more of the school's programs and activities, and powerful tools that let you dig deeper into data.

Most of this data has been collected by ISBE from school districts through data systems. Some information, such as the School Highlights, is entered directly by principals and can be updated throughout the year.