



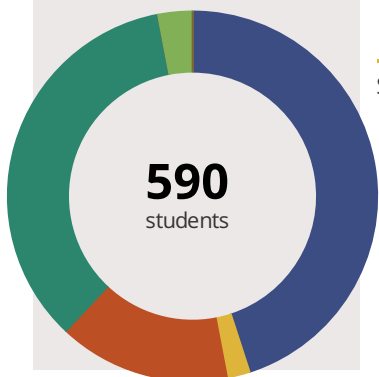
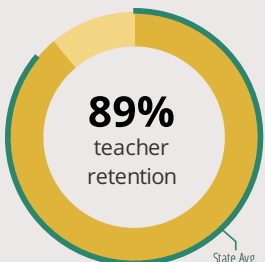
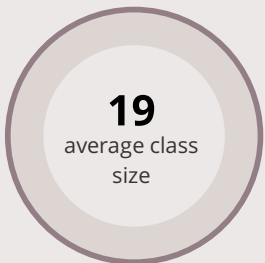
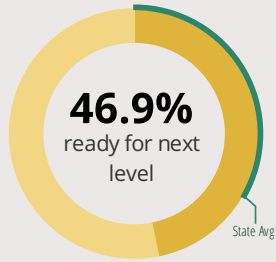
Henry Winkelman Elem School

1919 Landwehr Rd Glenview, IL 60026 (847) 729-5650

Grades: P - 5
District: West Northfield SD 31

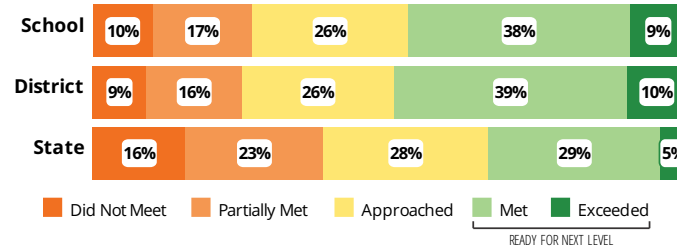
Principal: Mrs. Dana Tamez
Superintendent: Dr. Alexandra Nicholson

FAST FACTS



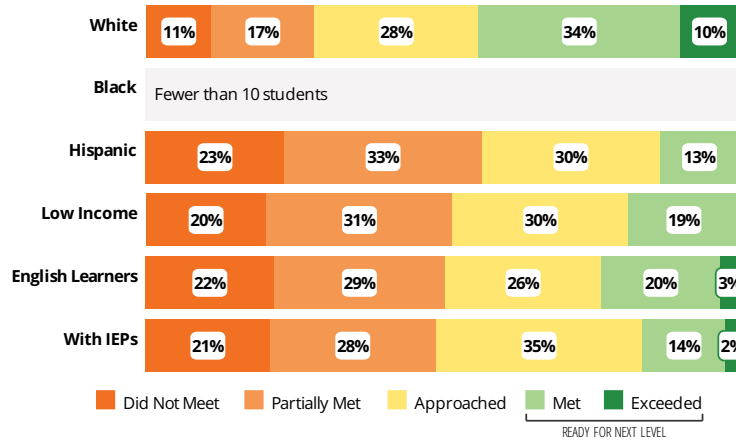
Academic Success

All Illinois students in grades 3-8 take the PARCC assessment each year. High school students take the SAT in Math and English Language Arts.



Success by Student Group

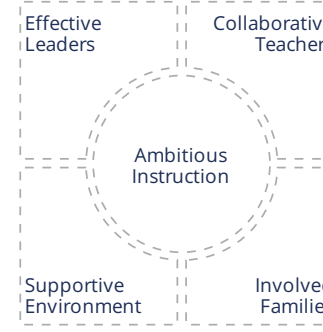
This display shows PARCC performance levels for each student group. No data is shown for groups with fewer than 10 students



Student Characteristics

White	45%	Low Income	24%
Black	2%	English Learners	29%
Hispanic	15%	With IEPs	14%
Asian	35%	Homeless	0%
American Indian	0%		
Two or More Races	3%		
Pacific Islander	0%		

School Environment



The **5Essentials Survey** allows students in grades 6-12 and all teachers to share their perspectives on essential conditions for learning. The anonymous survey consists of 5 components.

- Most implementation
- More implementation
- Average implementation
- Less implementation
- Least implementation
- Not Applicable/Low Response

Response Rates

Students	-
Teachers	-

Effective Leaders

Do principals and teachers implement a shared vision for success?

Collaborative Teachers

Do teachers collaborate to promote professional growth?

Ambitious Instruction

Are classes challenging and engaging?

Supportive Environment

Is the school safe, demanding, and supportive?

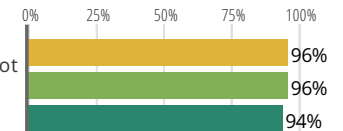
Involved Families

Does the entire staff build strong external relationships?

Student Attendance and Mobility

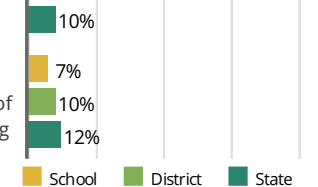
Attendance Rate

Rate at which students are present at school, not including excused or unexcused absences



Chronic Truancy Rate

Percentage of students who have been absent without valid reasons for 5% or more of regular school days



Student Mobility

Percentage of students who transfer in or out of the school during the school year, not including graduates





Henry Winkelman Elem School

School Highlights

Academic Courses

Art, Band, Bilingual Programs/Courses, Bilingual Support, Computers, ELL Programs, Gifted and Talented Programs, Hands-On Science Lab, Learning Center, Music, Summer Academic "Brush-Up" Program, Summer School, Title 1 Programs

Physical Education, Health and Wellness

Daily PE Grades K-5, Health and Wellness Program, Health Education Courses

Other Programs and Activities

After School Care, Before School Care, Chess Club, District 225 Child Development Interns, Drama/Theatre, Education Foundation, ELL/Bilingual Parent Night, Homework Club, Junior Achievement, Language Stars, Newspaper, Parent Teacher Club, PE Club, Scouting Programs, Student Council/Government, Writer's Workshop, Yearbook Club, YMCA

School Awards

Blue Ribbon School, Hero in the Classroom, Illinois Recognition of Schools

Career Development Courses and Programs

Athletics

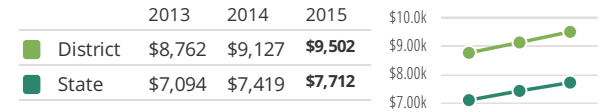
School Personnel Resources

Bilingual Education Teacher, Bilingual Special Education Teacher, English as a Second Language Teacher, Librarian/Media Specialist, Paraprofessional, Reading Specialist, Reading Teacher, School Nurse, School Psychologist, School Social Worker, Special Education Teacher, Speech Language Pathology Teacher, Technology Specialist

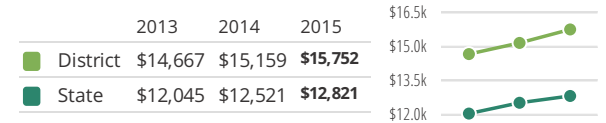
Facilities

District Finance

Instructional Spending per Pupil includes only the activities directly dealing with the teaching of students or the interaction between teachers and students.



Operational Spending per Pupil includes all costs for overall operations in this school's district, including Instructional Spending, but excluding summer school, adult education, capital expenditures, and long-term debt payments.



Educator Measures

This school has had **2 principal(s)** over the past 6 years. In the last three years, an average of **89% of teachers** return to this school each year.

FOR MORE INFORMATION

Visit IllinoisReportCard.com to see additional details about each item of information for this school. There you will find charts spanning multiple years, detailed explanations, resources, more of the school's programs and activities, and powerful tools that let you dig deeper into data.

Most of this data has been collected by ISBE from school districts through data systems. Some information, such as the School Highlights, is entered directly by principals and can be updated throughout the year.